



District Report Card: 2017


| | |
|----------------------|----------------------------|
| State: Kerala | District: Kozhikode |
| Class: 5 | Subject: Language |
| Schools: 61 | Students: 1444 |


Participation/Coverage


Students

|  GENDER | Boys | | Girls | |
|---|--------|-------|--------|-------|
| | Number | % | Number | % |
| | 748 | 51.80 | 696 | 48.20 |

|  AREA | Rural | | Urban | |
|--|--------|-------|--------|-------|
| | Number | % | Number | % |
| | 1129 | 78.19 | 315 | 21.81 |

|  CATEGORY | SC | | ST | | OBC | | GEN | |
|---|--------|------|--------|------|--------|-------|--------|------|
| | Number | % | Number | % | Number | % | Number | % |
| | 82 | 5.68 | 1 | 0.07 | 1248 | 86.43 | 113 | 7.83 |

|  CWSN | LD | VI | HI | S&LD | ID | Oth |
|---|----|----|----|------|----|-----|
| | 9 | 9 | 2 | 2 | 6 | 5 |

|  Management | Government | | Government-aided | |
|---|------------|-------|------------------|-------|
| | Number | % | Number | % |
| | 373 | 25.83 | 1071 | 74.17 |

Average Performance of Students in Language (%)

| Overall | Gender | | Area | | Management | | Social Group | | | |
|---------|--------|--------|-------|-------|------------|-------|--------------|-------|-------|-------|
| | Male | Female | Rural | Urban | Govt. | Aided | SC | ST | OBC | GEN |
| 66.99 | 64.28 | 69.89 | 68.60 | 61.21 | 62.95 | 68.39 | 68.78 | 86.67 | 66.49 | 71.03 |

Performance on Learning Outcomes (LOs)

| Learning Outcomes | Description | Average Performance(%) |
|-------------------|--|------------------------|
| L504 | Reads and comprehends independently storybooks, news items/ headlines, advertisements etc. | 63.85 |
| L508 | Reads text with comprehension, locates details and sequence of events | 68.55 |

| Range of Performance of Students who Answered Correctly | | | | | | | |
|---|------|-----------|-------|-----------|-------|-----------|-------|
| Below 30% | | 30% - 50% | | 50% - 75% | | Above 75% | |
| Number | % | Number | % | Number | % | Number | % |
| 77 | 5.33 | 238 | 16.48 | 579 | 40.10 | 550 | 38.09 |

Lowest Performing Learning Outcomes (LOs)

- 1 - Reads and comprehends independently storybooks, news items/ headlines, advertisements etc. (63.85)
- 2 - Reads text with comprehension, locates details and sequence of events (68.55)